



COMMUNITY ASSOCIATION

ESTABLISHED 1973

Architectural Control Committee  
Plan and Specification Review Determination  
Exterior Painting Application

Architectural Control Committee approval includes esthetic feature only and does not imply or warrant any structural integrity. This approval is not based on an engineering review of the site plan or structure.

Submittal # :

1. Applicant Information:

Applicant Name: DONALD YOUNG Phone #: 425-337-3415

Applicant Address: 1811 163RD STREET SE.

Date Submitted :

7/27/17

2. Site Information:

Lot #: 19 Division: AMBERLEIGH

Site Address: 1811 163RD STREET SE

Attach Paint  
Samples Here

3. Color: (please attach all color samples):

House: #1 Trim: #2, #3 Doors: #4

Applic  
not be  
witho  
san

Rejected for the fol

( ) Approve ( ) Reject

Date:

SUB-ASSOCIATION (IF APPLICABLE) Condominiums & Townhomes

( ) Approve ( ) Reject

Date:

MCCA Administration

( ) Approve ( ) Reject

Date:

( ) Approve ( ) Reject

Date:

( ) Approve ( ) Reject

Date:



SHERMAN-WILLIAMS 3559 07/08/17  
 425-742-4194 Order# 0026522

EXTERIOR ARCHITECTURAL  
 SUPER PAINT LATEX  
 SATIN COROR CUSTOM D612

3559-13064 SPOUT  
 CUSTOM SHER-COLOR MATCH

CC#COLORANT	OZ	32	64	128
M1-White	-	23	-	-
B1-Black	2	20	-	1
R2-Maroon	-	1	1	-
Y3-Deep Gold	-	19	-	1

ONE GALLON DEEP  
 A89M00153 640392346  
 EXT


**Non Returnable Tinted Color**  
 CAUTION: To assure consistent color,  
 always order enough paint to complete  
 the job and intermix all containers  
 of the same color before application.  
 Mixed colors may vary slightly from  
 color strip or color chip.




0026522-003

Handwritten blue markings, possibly a signature or initials.







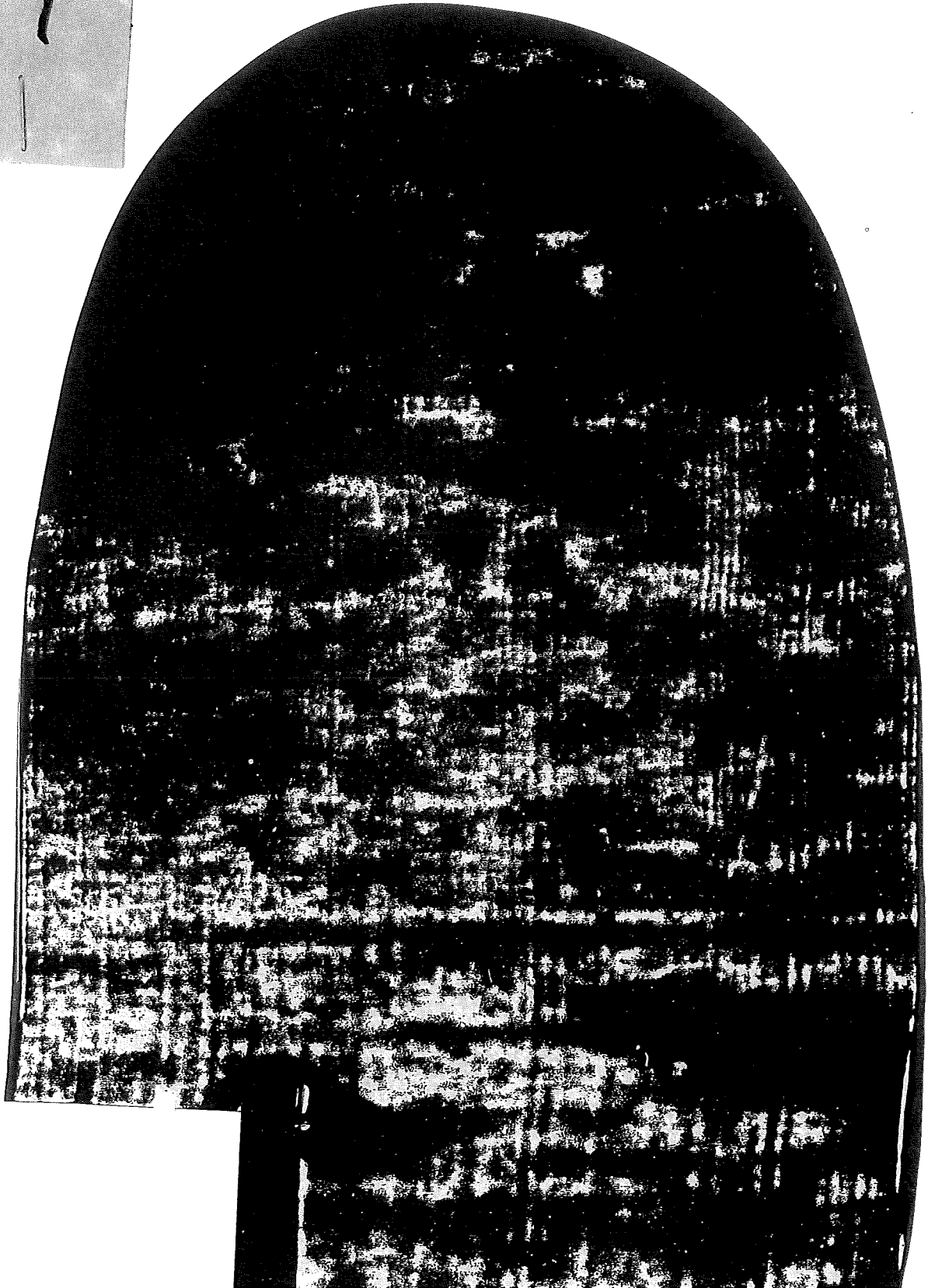
SW 7006





4

Primary  
Red







# Architectural Control Committee Plan and Specification Review Determination Additons Application

Architectural Control Committee approval includes esthetic feature only and does not imply or warrant any structural integrity. This approval is not based on an engineering review of the site plan or structure.

Submittal # : <u>13043</u>	1. Applicant Information: <u>Tony, Vera Munro, Marilyn Landroche, Dan Young</u> Applicant Name: <u>Bruce Bobbitt Ross</u> <u>PC9941</u> Phone #: _____ Applicant Address: <u>1815, 1811, 1809, 1807, 1805 16340 ST. SE.</u>
Date Submitted : <u>8/8/16</u>	2. Site Information: Lot # : <u>21, 20, 19, 17, 18</u> Division: <u>Ambientleigh</u> Site Address : <u>1815, 1811, 1809, 1807, 1805 16340 ST. SE.</u>
ATTACH PAINT SAMPLES HERE	3. Type of Structure: Deck: _____ Patio: _____ Hot Tub: _____ Addition: _____ Separate Building: _____ Other (specify): <u>DRIVE WAY</u>
	4. Description of Structure: (Include exact location, type of materials, style color, etc.) <u>REPAIR DRIVE WAY 1900 SQUARE FEET.</u> <u>Repair 2 Dam. sections.</u>
ACC Insp. Month	5. Proposed Construction Drawings: IMPORTANT: Please include a sketch of the property on the next page of this form (per item #3 of "Basic Policy for Additional Construction" attached.) An elevation drawing or a perspective drawing of the proposed construction must also be attached to this form (per item #2 of "Basic Policy for Additional Construction").
ACC Insp.	Pursuant to the provision of Article VIII, Paragraphs 8.1, 8.2 and 8.2.1, 8.2.2, 8.2.3, 8.3, 8.3.1, 8.3.2, and 8.3.3, and Article IX of the MILL CREEK DECLARATION OF COVENANTS, the following determination by the Architectural control Committee is hereby granted: Approval subject to the following changes:
Inspection Notes:	Rejected for the following reasons:
	<div> <input checked="" type="checkbox"/> Approve    (    ) Reject    <u>Don Erickson</u>    Date: <u>8-4-16</u>  <input checked="" type="checkbox"/> Approve    (    ) Reject    <u>Michael Blamot</u>    Date: <u>8-8-16</u>  <input checked="" type="checkbox"/> Approve    (    ) Reject    <u>John Sweeney</u>    Date: <u>8/8/16</u>  (    ) Approve    (    ) Reject    _____    Date: _____  (    ) Approve    (    ) Reject    _____    Date: _____ </div>





COMMUNITY ASSOCIATION

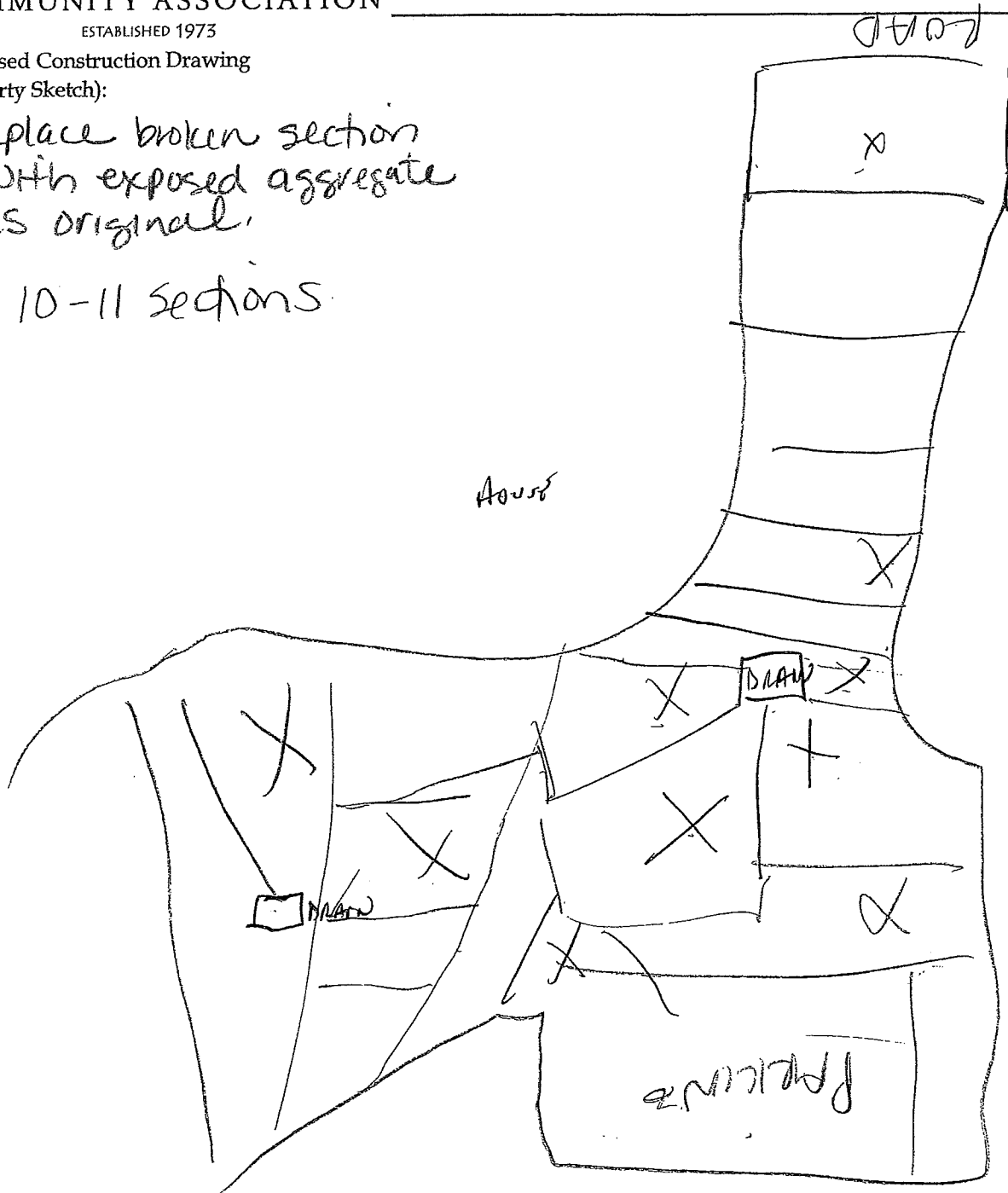
ESTABLISHED 1973

Proposed Construction Drawing  
(Property Sketch):

Replace broken section  
with exposed aggregate  
as original.

10-11 sections.

Architectural Control Committee  
Plan and Specification Review Determination  
Additions Application Page 2







COMMUNITY ASSOCIATION

ESTABLISHED 1973

Architectural Control Committee  
Plan and Specification Review Determination  
*Exterior Painting Application*

Architectural Control Committee approval includes esthetic feature only and does not imply or warrant any structural integrity. This approval is not based on an engineering review of the site plan or structure. Please note: You may need the City of Mill Creek's approval. (425) 745-1891.

For MCCA Use
Submittal Number
Date Submitted
5-30-13

1. Applicant Information

Name: DONALD W. YOUNG	Phone: 425-337-3415
Address: 1811 163RD STREET SE	

2. Site Information

Division: AMBERLEIGH	Lot Number: 19
----------------------	----------------

3. Color (Please attach all color samples)

House:	Trim: EXISTING COLOR	Door: ✓
Other: SEATTLE RED 74 LRV-6 Red		

NOTE: Although colors from any source may be submitted, a book of standard colors and combinations is available at the MCCA Office that may be useful, and may speed the approval process.

Please attach  
Paint Samples  
here.

Applications without  
samples will not be  
accepted.

Pursuant to the provision of Article VIII, Paragraphs 8.1, 8.2 and 8.2.1, 8.2.2, 8.2.3, 8.3, 8.3.1, 8.3.2, and 8.3.3, and Article IX of the MILL CREEK DECLARATION OF COVENANTS, the following determination by the Architectural control Committee is hereby granted:

Approval subject to the following changes:

Rejected for the following reasons:

( ) Approve ( ) Reject

(✓) Approve ( ) Reject

(✓) Approve ( ) Reject

( ) Approve ( ) Reject

( ) Approve ( ) Reject

( ) Approve ( ) Reject

Date:

Condominiums & Townhomes ACC or Board Approval

Date: 5/30/13

MCCA Administration

Date: 5/30/13

Chairman, Architectural Control Committee

Date:

Date:

Date:

Application may be mailed to or dropped off at the MCCA Office in the bottom floor of the John L. Scott Building at 15714 Country Club Drive.

10/23/07





## Bob Williamson

**From:** Beaumont Michael & Diana [mdbeaumont@comcast.net]  
**Sent:** Monday, October 20, 2008 12:46 PM  
**To:** Young Donald  
**Cc:** Erickson Jon; Williamson Robert; Munko Tony  
**Subject:** Fwd: Replacement of Plants and scrubs

Morning Donald

I have forwarded your request to the board of directors for action

Michael  
mdbeaumont@comcast.net  
latest Beaumont web page at  
<http://home.comcast.net/~mdbeaumont/>

Begin forwarded message:

**From:** Donald Young <dwyoung1@verizon.net>  
**Date:** October 19, 2008 2:08:18 PM PDT  
**To:** mdbeaumont@comcast.net  
**Subject:** Replacement of Plants and scrubs

In a recent conversation, we discussed the replacement of plants and scrubs at my residence. You informed me that I should sent an e-mail to you explaining what is was that I wanted done. I would like the scrubs and plants replaced on the garage side of my house. There are two huge hydrangeas, that have never blossomed with flowers. They grow much to large and when pruned they give the appearance of dying or being dead. They do not thrive in this location because of the intense sunlight These two plants have ruined the three plants they are next to by killing the entire sides of the plants, resulting in three half live/ half dead scrubs

I would appreciate it if these scrubs and plants could be removed and replaced with new more appropriate plantings.

I would appreciate any assistance you can render in this matter.

Donald W Young  
1811 163rd Street SE

LOT 19

damage others?  
"appropriate"?

what?

cost?

hardiness (handle extremes)  
life span long.

Mature Size.

Puget sound-friendly

a "good" pruning plant? No

get they grow regularly?

typical pairings?  
proximity of nearby  
similar selections?  
too close?  
too much?

APPROPRIATE  
find list of local  
pruning-friendly  
plants.

Viable candidate  
for living w/  
neighbor plants?



# the helpful gardener



garden forum | vegetable | rose gardening | flower gardening | container gardening | japanese gardening | hydrangea care | lilacs | garden design | home

## HYDRANGEA CARE, FEEDING & TIPS

Gardening tips: The Helpful Gardener brings the pleasure of gardening to your home. You will find our [hydrangea](#) gardening articles collected in one spot. Check back often because we are constantly adding new tips, profiles, and spotlights.

### Hydrangea Care

Find more sources/options for Hydrangea Care  
[www.webcrawler.com](http://www.webcrawler.com)

### Hydrangea Plant Care

Everything for Your Lawn & Garden. Deals on Plants & Seeds!  
[Shopzilla.com/Plants&Seeds](http://Shopzilla.com/Plants&Seeds)

### Beautiful Hydrangea

Hydrangeas, lilacs, roses & more America's choice since 1816.  
[www.starkbros.com](http://www.starkbros.com)

### SeaTac Tree Care

Enjoy Maintained Trees With Our Professional Tree Care Service.  
[www.ByersTreeService.com](http://www.ByersTreeService.com)



### departments

[Garden Forum](#)

[Organic Gardening](#)

[Vegetable Garden](#)

[Roses](#)

[Flower Gardening](#)

[Container Gardening](#)

[Japanese Garden](#)

[Hydrangeas](#)

[Garden Design](#)

[Lilacs](#)

[Bonsai](#)

[Perennials](#)

[Gardening Tips](#)

[Q & A](#)



### featured article

#### UNLEASH YOUR HYDRANGEAS FLOWER POWER! Secrets of proper care and feeding for your hydrangea

Hydrangeas are **full sun to partial shade plants** that appreciate moist, well-drained soil. Lots of organic matter will help here, although the nicest hydrangeas I've seen were all on Nantucket and Martha's Vineyard in virtually pure sand; I suspect it's simply the moist part that's important; water copiously. We'll talk about **pruning hydrangeas** as well as other factors that affect color, growth and health.

As to feeding, don't feed new plants until established (1 to 2 months) and then use a balanced fertilizer. Feed sparingly, as too much nitrogen stops flowering.

#### Hydrangea color

The other big question with feeding hydrangeas is flower color. Acid soils give us blues and baser soils cause pink flowers. The key is aluminum ions in the soil, so aluminum sulfate is a good quick fix, but prolonged use year after year may cause a fatal build up in the soil. Iron sulfate is a safer fix, or try alternating. If pink is what you want, top dress with dolomite or drench with a quick lime solution.

#### Hydrangea Plant Care

Everything for Your Lawn & Garden. Deals on Plants & Seeds!  
[Shopzilla.com/Plants&Seeds](http://Shopzilla.com/Plants&Seeds)

#### SeaTac Tree Care

Enjoy Maintained Trees With Our Professional Tree Care Service.  
[www.ByersTreeService.com](http://www.ByersTreeService.com)

#### Tree Trimming

The Winds Are Coming. Prevention Is Everything. Free Consultations.  
[www.EverGreentlc.com](http://www.EverGreentlc.com)

#### Grow Hydrangea at Home.

Rooted cuttings, very easy to do. Homemade plant propagation system.  
[FreePlants.com](http://FreePlants.com)



Ads by Google

changes.

Partial shade means more than four (more like six) hours of sunlight. Finding a more sheltered spot may help. But I suspect that **the reason 9 times out of ten is pruning practices.** Let's review...

#### Pruning

**Incorrect pruning is the biggest downfall of hydrangeas.** Too much pruning and the *macrophyllas* won't bloom, too little and the *paniculatas* become in Michael Dirr's words "Monstrosity in the landscape."

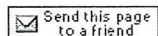
Ads by Google

### more articles

[hydrangea care](#)

[choosing hydrangeas](#)

[companion gardening](#)



pruning  
wimps.  
too sensitive for  
industrial  
maint.  
plan.





The vine and big leaf types **should be pruned immediately after flowering or not at all!** Cut back to a good pair of buds, the last pair if you want to dwarf the plant back some. The panicle hydrangeas should be pruned in winter or very early spring and pruned HARD. Selecting 5 to 10 canes will produce the huge panicles most people are looking for. Besides, at 15 feet, Pee Gee needs reigning in. Cut it back to that last pair or two of buds. You'll be glad you did in 10 years.

#### Pests and Disease

While the list of diseases (wilt, blight, leafspot, rust) and pests (rose chafer, scale, mites and nematodes) seems daunting, I would tell you I have never actually seen any of these, and don't expect to. I have seen powdery mildew, but this is easily controlled with benomyl, oil or lime sulfur (the latter two will discolor blossoms). Generally the biggest problems with this plant are siting and culture, so find a sheltered, partly shaded spot, water regularly, and soon your summer and fall will be filled with hydrangeas.

#### Summer is good

Hydrangeas can be the backbone of most summer borders. Their cultural requirements lend themselves to combining with roses (in a full sun situation; both need plenty of water), weigelia, spirea, and any number of other summer flowering shrubs. Let's not forget the perennial border; there are any number of possible combinations there. All in all, hydrangeas are a versatile plant that deserves a place in your garden.



Hydrangea - Grandiflora

The Grandiflora Hydrangea, *Hydrangea paniculata*, is a common American garden plant and highly valued for its vigor and bloom dependability. ...[Read More](#)

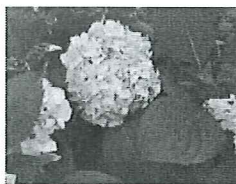


Image Courtesy Missouri Botanical Garden

Hydrangea - Nikko Blue

The Nikko Blue Hydrangea, *Hydrangea macrophylla*, has blue blossoms on a plant with a strong constitution which make *Hydrangea macrophylla* 'Nikko Blue'...[Read More](#)



Image: UConn Plant Database

Hydrangea - Oakleaf

The Oakleaf Hydrangea, *Hydrangea quercifolia*, is an upright, deciduous shrub with a broad, rounded habit that typically grows 4-6' tall. It features ...[Read More](#)

Hard-to-find species  
of Live Plants

**Nature Hills**  
Nursery

[contact](#) [about](#) [privacy](#)

Copyright 2003-2006 [HelpfulGardener.com](http://www.helpfulgardener.com) [Gardening Tips](#)  
[Gardening](#)  
[Garden Forum Sitemap](#)



Homeowner:	LOT 19.
Request re:	
Date Received from HO	
Date Decided by Bd/ALC:	

Requested Item:
-----------------

Is this Item in "Need" of Attention? <i>yes.</i>
---

<input type="checkbox"/> If Yes, then this Item is placed on the Landscape Committee's Td-Do list. Such items are prioritized for action depending on severity and budget constraints. <i>On the List.</i>
---

<input type="checkbox"/> If No, next question: Is this Item (if implemented) "consistent" with the current Landscape Plan?
---

<input type="checkbox"/> If Yes, then the homeowner is given permission to undertake the work (as specified) at his own risk and expense.
---

<input type="checkbox"/> If No, then the Homeowner's request is denied.
---

